



## ULTRAMAXX Chevrolet Van



- One-Piece Fiberglass Body
- No Fasteners!
- No Seams!
- No Leaks!
- No Rust!

### MORE CAPACITY... MORE COMFORT...MORE DONE



The freedom to work comfortably is the freedom to get more done. Stand and work upright in a cargo van that's second to none. Use its sturdy design, ease of access and Best-In-Class\* features to carry and do much more. When the competition provides many features at extra cost, with **UltraMaxx** these features are standard (see "Standard Features" on back). With its sleek and aerodynamic design, you have an American-made van unlike all other vans. Stand out and be recognized wherever you go and whatever you do. Add GM's warranties, service and support and there are few limits to what you can accomplish.

Powered by a 6.0 liter V8, the **UltraMaxx** delivers incredible and impressive power and performance. **Also available in a 6.6 liter Diesel Engine (not listed here).**

- Best-In-Class\* payload capacity of up to 6,240 lbs.
- Best-In-Class\* cargo capacity of 600 plus cu. ft.
- Best-In-Class\* standing height of 7' 1"
- Best-In-Class\* service and support from over 4,000 GM Dealers



The **UltraMaxx** can also become your mobile billboard with a roof height that overshadows the rest and plenty of surface area for customized vehicle wraps. Select from the many upfit options which can customize your work area and the **UltraMaxx** will become your next commercial vehicle of choice. Choose GM's Express 3500 or 4500 Cutaway Chassis and we provide the rest—Choice of Gross Vehicle Weight (GVWR) is 9,900, 12,300 or 14,200 lbs. Available body length 14 ft.

#### Available Packages and Upfit Options

- HVAC Packages (Racks, Bins, Shelving, Ladder Stations)
- Electrical, Plumbing, Painting, and Contractor Packages
- Dry Cleaning Conveyor Systems
- Parcel Delivery Packages (Shelving Packages)
- Expeditor Packages (Sleep Quarters, Pallet Systems, L-Track, etc.)
- Rear and Side Swing Doors, Loading Ramps, Lift Gates, Backup Cameras, etc.
- Additional Options Available



800.296.2105

turtletop.com



# ULTRAMAXX — A BETTER WALK-IN VAN

## POWERTRAIN SPECIFICATIONS

Rear Wheel Drive  
 Single or Dual Rear Wheels  
 6-Speed AOD w/Tow-Haul Transmission  
 Fuel Type Flex-Fuel Gas  
 Tank Capacity 33-Gallons  
 Rear Ratio 3.73 Regular Axle  
 Rated Torque 295 lb-ft @ 4600 rpm  
 Engine HP 295 @ 4500 rpm  
 6.0L Vortec V8 Gas Engine  
 Conventional Instrument Cluster  
 Light / Convenience Group  
 Automatic Keyless Entry  
 Air conditioner Front Only CFC Free  
 Air Bags Driver Side Only  
 LT225 / 75R x 16E BSW DRW Tires  
 Spare Tire / Wheel Not Included  
 Summit White  
 Base Equipment Group  
 Cloth, High Bucket Seats  
 50 State Emissions  
 Maximum Towing Capacity 5,000 lbs.  
 Express 3500 or 4500 Commercial  
 Cutaway Van, 159" Wheelbase

## VEHICLE BODY SPECIFICATIONS

600-Plus Cubic Ft. Cargo Volume  
 14 ft. 2 in. Cargo Length  
 6 ft. Width at Base of Cargo Floor  
 49.5 in. Between Wheel Housings  
 7 ft. 1 in. Height from Ceiling to Floor  
 One-Piece Fiberglass Body  
 Third High Brake Light  
 Overall Length Bumper-to-Bumper 24 ft. 6 in.  
 Overall Width at Fender Flares 7 ft. 9 in.  
 Height of Body, Top to Ground 9 ft. 7 in.  
 Width of Rear Door Opening 4 ft. 7 in.  
 Height of Rear Door Opening 6 ft.  
 Width of Side Door Opening 4 ft. 3 in.  
 Height of Side Door Opening 6 ft. 0 in.

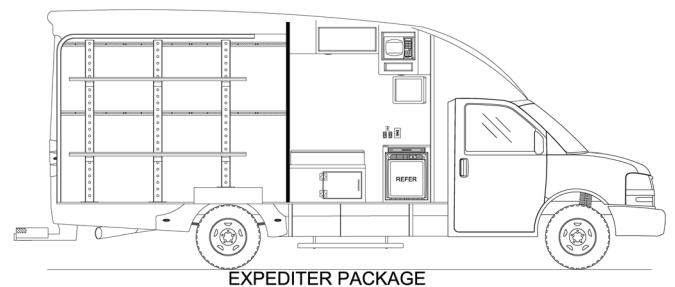
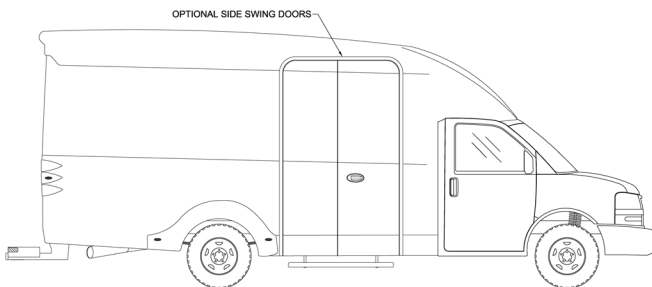
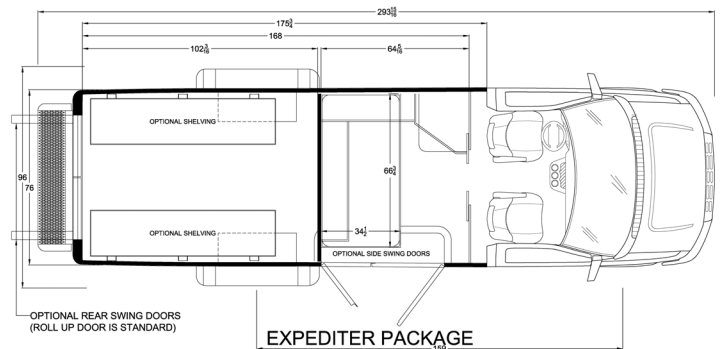
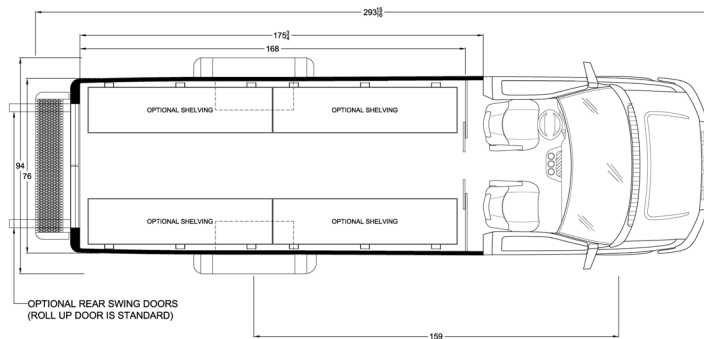
## STANDARD FEATURES

Rear Roll-up Door w/Lock in Handle  
 Lever to Unlock Rear Roll-up from Inside  
 Solid Bulkhead  
 Wood Interior Wall Lining  
 L-Track for Mounting Bins, Shelving, etc.  
 One-piece Coated Non-skid Wood Floor  
 Increased Floor Strength w/Steel Tube  
 Undercoated Body and Rear Chassis  
 Step Bumper  
 LED Lights in Cargo Area Switched to  
 Operate when Doors Open / Can be  
 Disarmed by a Switch  
 Extra Power Point in Cab for GPS / Cell  
 Overhead Driver Storage Compartment  
 6 in. Wide Translucent Roof  
 Nitrogen-filled Tires  
 Mud Flaps

## LIMITED BODY WARRANTY

5 Yrs. / 100,000 Miles on Mfg. Components

NOTE: ALL THESE FEATURES ARE AT NO ADDITIONAL COST COMPARED TO OTHER MAKES AND MODELS



Additional Optional Equipment may include: Pass-thru bulkhead w/sliding door; Color backup camera, Shelving packages, Power deck pallet systems, Loading ramps, Lift gates, Secondary floor for ladder placement, Fire extinguisher, Triangle and First Aid Kits, Chrome wheel simulators, Refrigeration, High security slam locks, R-11 rated Nano insulated cargo area, Power/Heated Mirrors, Side swing doors, Rear swing doors, Power door locks for rear doors, Driver/co-pilot running boards; Dry cleaning conveyor systems, other optional upfits such as Racks, Bins, HVAC or Contractor packages.

Some specifications and features shown or mentioned on this data sheet are optional and only available upon request at extra cost. Specifications subject to change without notice.



**CALL 800.296.2105 TODAY!**